

COMMUNITY | CONFIDENCE | RESPECT

How high can our fish fly?



NEWSLETTER | TERM 2, WEEK 2

MAY 7TH, 2020



FROM THE PRINCIPAL'S DESK

Welcome back!


We have already had a very different looking start to the school term. The Coronavirus crisis certainly has made us all focus on what's most important so I hope you had a good break with your children over the holidays and were able to enjoy some quality family time. First of all I would like to say a big thank you to the parent community of Port Elliot Primary during the COVID-19 crisis. The positive comments and feedback we've received from you has been inspiring. Parents have really understood the complexity of what teachers have been asked to do in a very short amount of time so thank

you to all of you for your patience, support and understanding. If you are still doing home-based learning, thank you for taking on this important task. SA Health and the Education Department have advised that schools are a safe place and I look forward to every student coming back. We have purchased extra hand soaps and hand sanitisers and we are cleaning throughout the day with teachers supporting students with their hygiene reminders. I hope that we can return to full classes as of Monday 11th May.

Brenton Hudson

GREAT RESULTS!

Thank you to all of our teachers for their support over the past few months. They've gone above and beyond, creating resources and guiding students through home learning. Check out some more examples of student's excellent work on page 4...



MEET THE DEPUTY PRINCIPAL

Hi, I'm Kerry Docking and I've been appointed the new Deputy Principal of Port Elliot Primary for the remainder of 2020.

Most recently I was Principal and Deputy Principal at Hahndorf Primary and Preschool.

Over my time as an educator, I have had the opportunity to work in great schools and I have had the chance to reflect on what makes a great school. A great school has a community who values and actively develops strong and respectful relationships.

I was so pleased to see the words Community, Confidence and Respect on the school logo as these are the keys to Port Elliot Primary being such a great school. I look forward to working in partnership with our school community to best support your child in achieving their very best and am very excited to be a part of this school community for 2020.



WELCOME JACQUI FENLON



Mrs Jacqui Fenlon will be taking over from Mr Cordy as the new Year 1/2 class teacher in Room 4:02. Mr Cordy has chosen to resign from the Education Department.

Jacqui comes to us with 30 years of experience in Junior Primary teaching at various schools. She is very much looking forward to her time on the South Coast and joining our teaching team at Port Elliot.

FAREWELL FROM KEL CAIRE


Port Elliot Primary is such a thriving community of passionate educators who each morning arrive with enthusiasm in their step, carefully constructed plans for our learners and real excitement to educate.

It is an absolute joy to watch the connections, value in each other and contributions of all staff mix together to provide excellence. I have thoroughly enjoyed my time here and it has reinforced my creativity, energy and passion. I wanted to take a moment to say a farewell to our community as I didn't get the opportunity at the end of Term 1. Thank you for welcoming me to the community and being vulnerable learners with me as you each embraced the Zone and all of the new terminology. It overwhelms me to hear how families have incorporated aspects of self-regulation into their homes.

It is my absolute belief that the promotion of any strategies that improve self awareness will make a positive difference to our young people's education and overall wellbeing.

To students- You are the real ROCKSTARS, keep owning your learning, sharing your successes whilst knowing where to next.

Also, don't forget how it feels when you are in the




Green Zone, and what amazing things unfold for you whilst you are there. Makes you want to try and be there more often, doesn't it?

I hope to see you all around the town, the school and in our wonderful community and will absolutely love to chat (1.5 metres apart). Gratitude plus, Kel




LEST WE FORGET



ANZAC day, like many things this year, looked very different. To pay our respects and acknowledge the sacrifices made by the men and women of our defence forces, Holly and Myah laid a wreath at the Port Elliot Memorial at 11am on the 25th of April.

Unfortunately, this was not at the traditional dawn service but the school did receive a special thank you from Dean Watson of the Port Elliot RSL.

Thank you to Holly and Myah's families for bringing them out at the end of the school holidays.




Answer the following questions after viewing the 'An Amazing Discovery' YouTube video on the website.

1. The Murray Darling Basin is the most important...what?	water sauce	✓	source
2. How many people live in the basin?	2,000,000	✓	Did you mean 20 thousand?
3. How much of Australia's food is grown in the basin?	1/3	✓	
4. What different environments are found in the basin?	snowy mountains, desert, swamps, the food bowl, the barrage	✓	
5. How many states is the basin across?	4	✓	
6. What are the 4 largest cities in the basin?	Mighty Murry, Murray Darling	✓	Remember to use capital letters on proper nouns.
7. What makes up the eastern side of the basin?	snowy mountains	✓	Make another table on page 2 and 3.
8. Where does the basin end?	the goolwa barrage	✓	
9. What is one of the issues the basin faces?	up set natures balance	✓	
10. How long have Aboriginal people been living in the basin?	45'000	✓	

The ZONES of Regulation®

BLUE ZONE	GREEN ZONE	YELLOW ZONE	RED ZONE
Sad Sick Tired Bored Moving Slowly	Happy Calm Feeling Okay Focused Ready to Learn	Frustrated Worried Silly/Wiggly Excited Loss of Some Control	Mad/Angry Mean Terrified Yelling/Hitting Out of Control



Warm up - choose an activity daily from the grid

Jolly Phonics Choice Board Week 1

Throughout the week practice capital and lower case letters. Look for your writing book. Remember to use the Jolly Phonics Pupil Book & Pupil Home Book to practice writing for a digital class.

Practise sounding out and blending these v/w for the /ee/ words. Have a go at writing them too and any others you think of. Complete pg 3 in your Jolly Phonics Pupil Book 2.

Make capital and lowercase letters in sand, painting, playdough

YOU ARE AMAZING!

Shout out to all our teachers for their amazing resources created, problems solved and learning shared this week while teaching in two modes. Also to our wonderful parents and students for their responses. Here are just some examples.



What is a computer?

Write a paragraph about what you think a computer is and what they do?

I think a computer is an object that if you need a question to be answered it helps like a computer


i think a computer is powered by electricity

i think a computer is a smart object

Draw a picture of a computer

What do you think is inside a computer? Draw the inside of a computer.

i think inside the computer are little chords



for their amazing resources created, problems solved and learning shared this week.

Art with Mr Taylor

Draw an Alligator

1. Draw the front of the body.
2. Finish with the back of the body.
3. Add two legs on one side.
4. Add two legs on other side.
5. Draw two nostrils and two eyes.
6. Add teeth and back scales.
7. Draw a fin on the back and water edge.
8. Add grass on the bank. Color grey lines.
9. Draw with a marker and color.

I predict there will be 30cm of rain tonight.

We played the rain dance out at 8pm at night. We collected it in a bowl. It was approx 30cm.

PIC-COLLAGES

Reflection Daniel 28-4-20

Today I have enjoyed my day. I looked at my project and did maths. We watched Lego Masters and I found a worm in my garden.



rainbow spelling words

giant, magic, large, danger, orange, vegetable, margin, margin, uret, March, April

From the time we are born, many physical changes happen to our bodies. As we grow bigger, stronger and more coordinated, we are better able to manage our changing bodies.

How have you changed since you were born?

THEN	NOW
When I was born 22/12/2010	Now I am older - 10/12/2020
length (cm) 51	length (cm) 142
weight (kg) 3.7	weight (kg) 37
head circumference (cm) 36	head circumference (cm) 42

How I did things when I was six months old (move, communicate, eat, dress, walk)

I did not walk. I ate with my hand. I didn't crawl. I could speak.

How I can do things now (move, communicate, eat, dress, walk)

I can walk faster. I can talk. I can eat and talk better. I can walk and dress myself.

Equations:

start	4	60	240
end	5	30	120
	4	20	6

240/60=4

4x30=120

120/6=20

20/4=5

Number of the Day

4

Subtract 1 from it: 3

Subtract 6 from it: -6

Double it: 8

Write it in words: four

Add 10 to it: 104

BRAIN BUSTER

RAMP CHAMP MATHS CHALLENGE

Girls and boys, start your engines! Your task is to make your toy car travel as far as it can after leaving the ramp.

How far can you make your toy car travel? How will you measure this distance? Who will be the class ramp champ?

GOOD LUCK!

ESSENTIAL WORD LIST

ramps, trials, distance travelled, further, stopwatch, fast/slower/fastest

Function/purpose, units of measurement, compare, variables, constant

Investigation Weblinks

- Light and heavy (australian)
- Measure length (australian)

ACCESS EMATHS HOME LEARNING USING THE FOLLOWING WEBSITE AND CODE

STUDENT ACCESS CODES

Students enter the code at www.emaths.com.au

Website Code for: William Street Primary School

Access ID: 219

Dad219

WHAT IS A RAMP?

Why are wheelchairs important? Where are they provided in your school and local community?

How can ramps be used in a fun way?

What sorts of things are measured or sold by the metre?

SO WHAT DO YOU NEED TO KNOW TO COMPLETE THIS CHALLENGE?

- COUNTING BY ONES
- MEASURING LENGTH
- MEASURING BY METRE
- WORKSHEETS ARE ATTACHED ON SEE/SAW TO HELP YOU LEARN THESE SKILLS!